



# Thank You !

Thank you for downloading! I spent a lot of time creating this resource, and I appreciate that you chose it. If you have any questions, corrections, ideas or requests, please feel free to contact me at [heather@booksandgiggles.com](mailto:heather@booksandgiggles.com)

## Terms of Use:

### You may ...

- Use this product in your own classroom
- Copy this item for your students to use in your own classroom
- Share a link to this blog post so that your colleagues can subscribe and download their own copies.

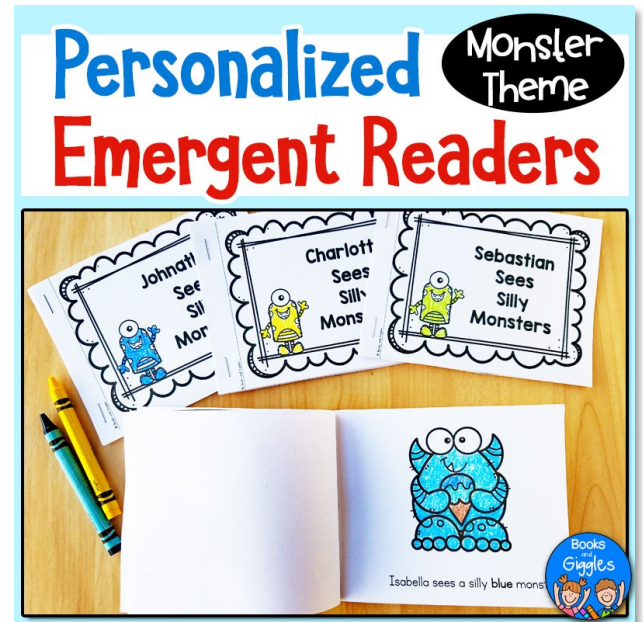
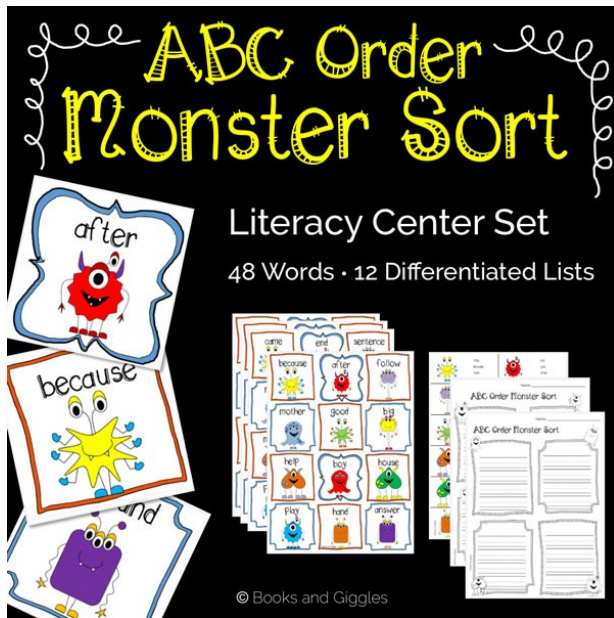
### You may NOT ...

- Give this item to others
- Copy this item for others
- Share this item on a website, server, or anywhere else that others may print or download it, except directly from my website, [booksandgiggles.com](http://booksandgiggles.com).

© 2020 Books and Giggles. The following product was created by Books and Giggles. All rights reserved. Copying any part of this work and putting it on the internet in any form is strictly forbidden and is a violation of the Digital Millennium Copyright Act (DMCA). Thank you for respecting my work!

# You May Also Like...

Click to visit these related resources:



## Credits




The clipart and fonts in this resource come from the following talented artists and designers:




# Instructions

1. Cut out monster cards.
2. Put in groups by color, and then shuffle each group.
3. Put each color group in ABC order.
4. Record the word list on the recording sheet.
5. Bonus: turn cards face over and draw four cards. Put them in ABC order.


For a full version of this activity, including 48 word cards, 4 worksheets, and more, visit my [Teachers Pay Teachers store](#).




because




after




follow




came




end




sentence




form




just




should




little



put



sound






Name: \_\_\_\_\_

# ABC Order Monster Sort




Handwriting practice area for the first worksheet, featuring a stone border and ten sets of three horizontal lines (top solid, middle dashed, bottom solid) for letter tracing and writing.




Handwriting practice area for the second worksheet, featuring a stone border and ten sets of three horizontal lines (top solid, middle dashed, bottom solid) for letter tracing and writing.

© Books and Giggles



Handwriting practice area for the third worksheet, featuring a stone border and ten sets of three horizontal lines (top solid, middle dashed, bottom solid) for letter tracing and writing.



Handwriting practice area for the fourth worksheet, featuring a stone border and ten sets of three horizontal lines (top solid, middle dashed, bottom solid) for letter tracing and writing.